

# Homelessness in Wake County: 2018 Annual Point-In-Time Count



## What is the Point In Time Count?

PIT is a high-level snapshot of homelessness on a single night within the last 10 days of January. The U.S. Department of Housing and Urban Development requires all Continuums of Care (CoC) to locally plan, coordinate, and carry out this count each year.



## Who is counted during Point-In-Time?

### Sheltered



Individuals and families enrolled in Emergency Shelter and Transitional Housing on the night of the count.

### Unsheltered



Individuals and families residing in a place not meant for human habitation on the night of the count (street, abandoned building, car, etc).

## PIT Strengths

- ✓ Can show trends over time
- ✓ Helps agencies connect with unsheltered individuals
- ✓ Can provide nationwide data on homelessness on a given night

## PIT Limitations

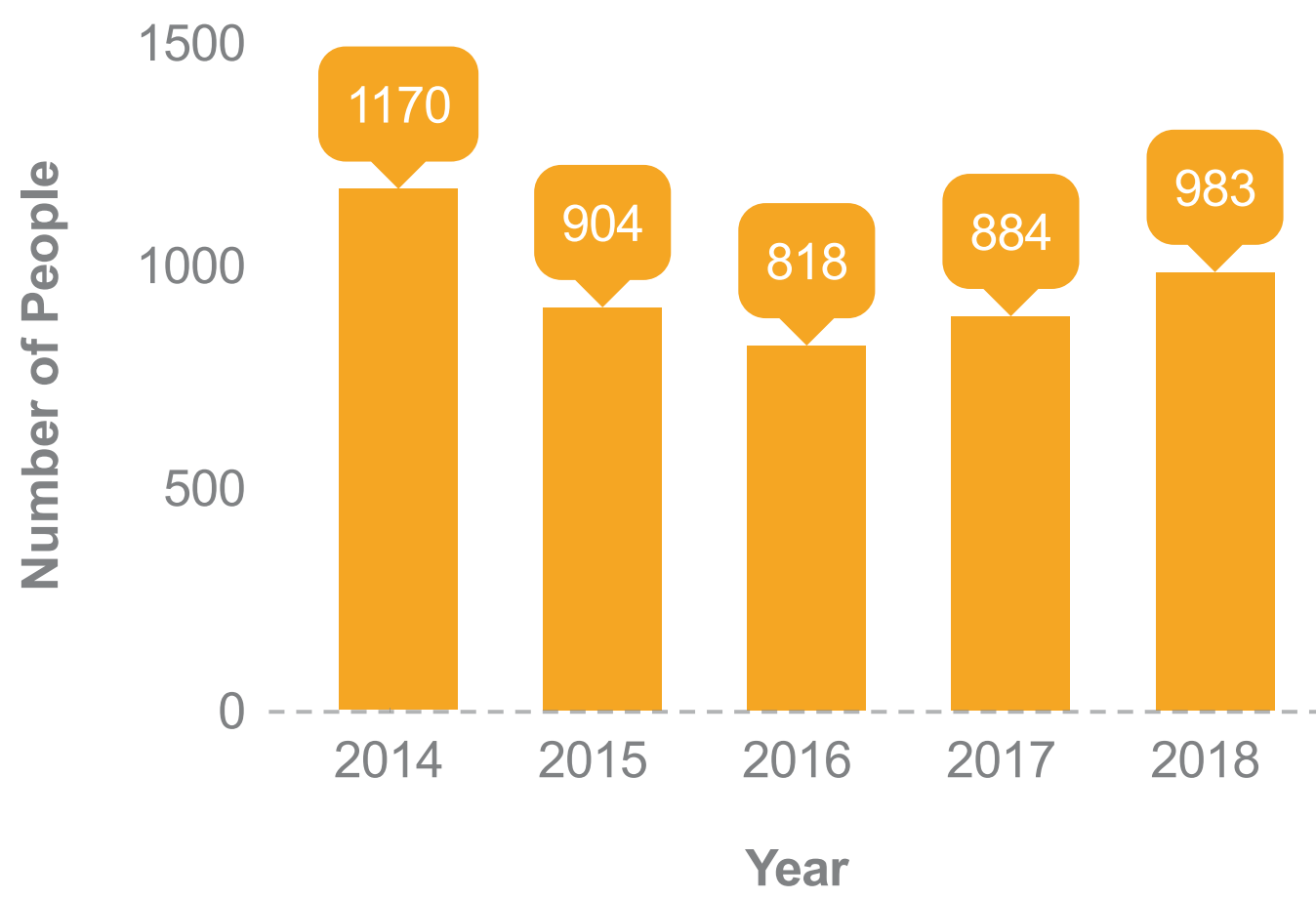
- ✗ Only counts those who meet HUD's definition of homeless
- ✗ HUD does not include community level data, such as homelessness within the school system and substance use recovery beds
- ✗ Affected by weather (i.e colder weather brings individuals living outside indoors)
- ✗ Does not show the number of clients served and successfully housed throughout the year

# Homelessness in Wake County: On a Single Night in January



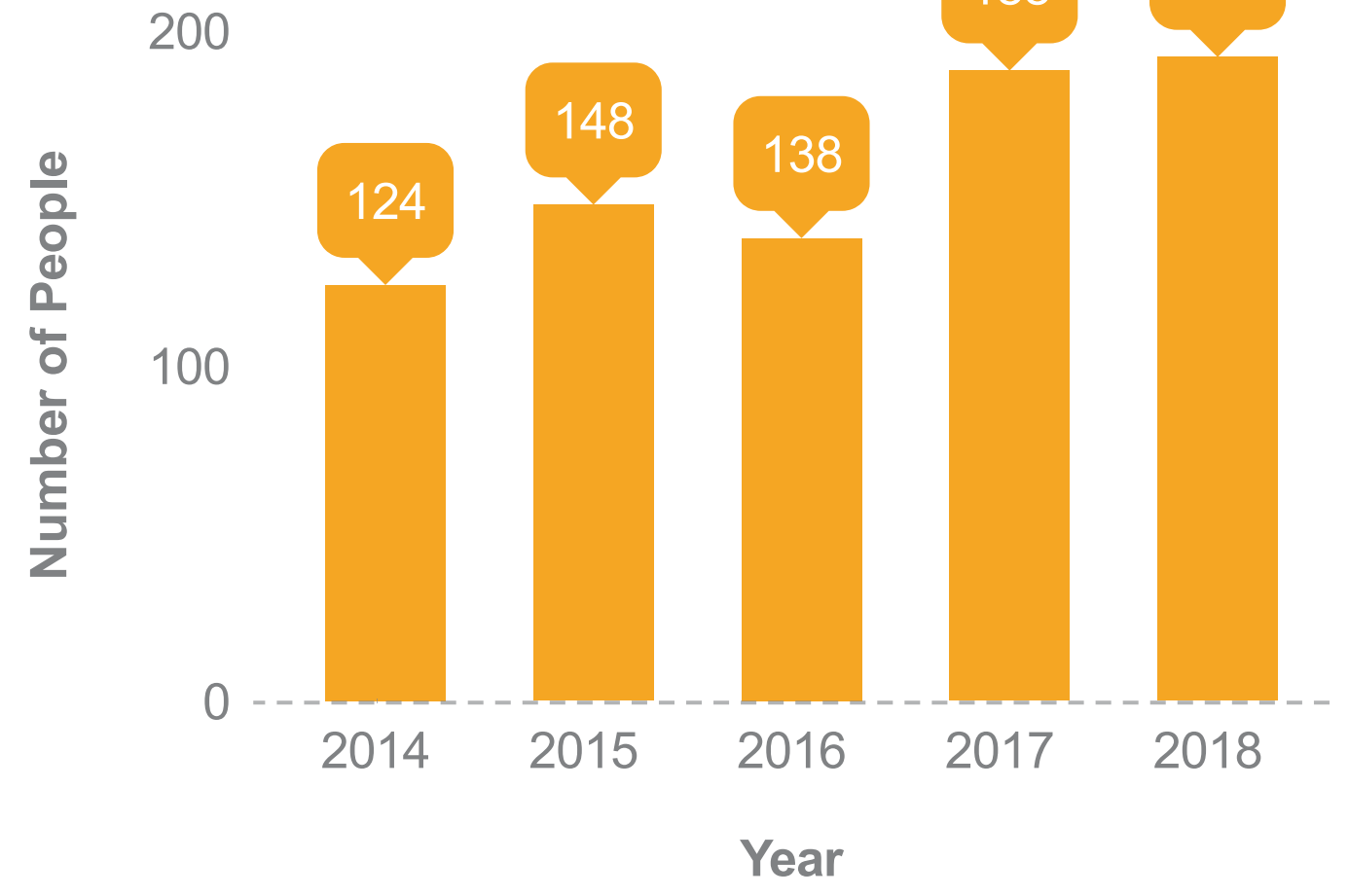
## Point In Time Count (PIT): A Five Year Look

Total Homeless Population\*



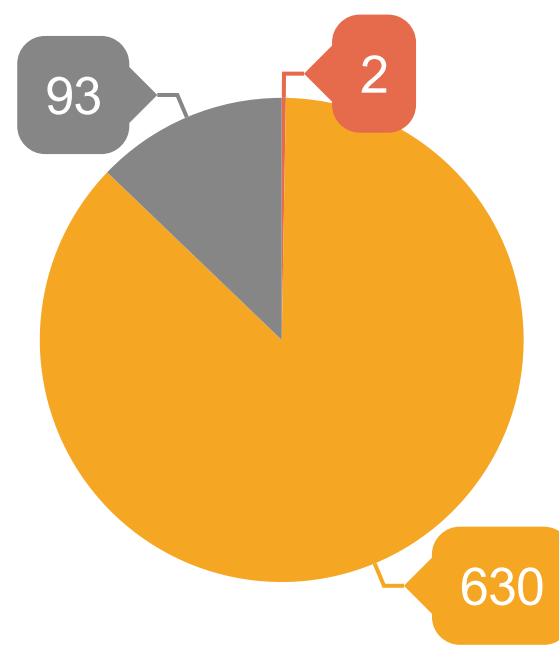
\*Emergency Shelter, Transitional Housing, and Unsheltered

Unsheltered Homeless Population

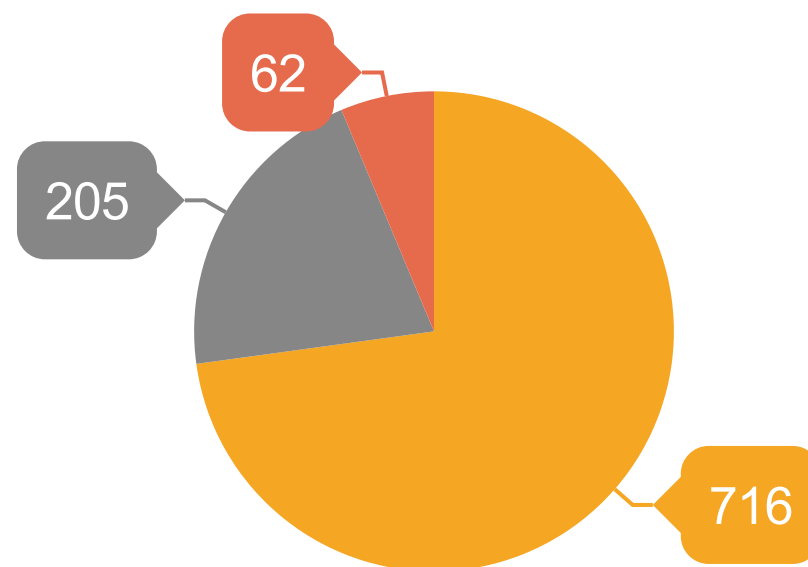


## 2018 PIT Totals

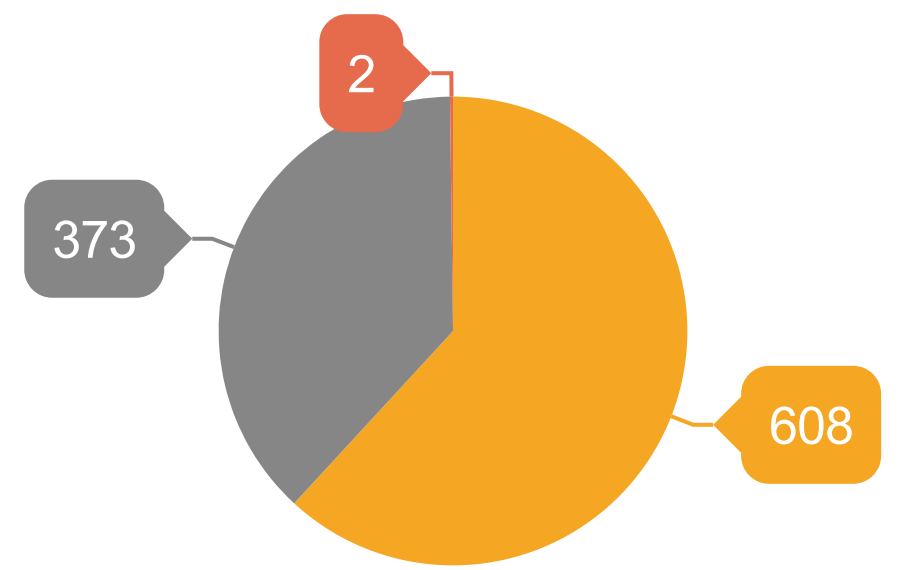
By Household



By Age



By Gender



Only Children (0.28%) Only Adults (86.90%)

Adults w/ Children (12.83%)

Adults 24 and Over (72.84%)

Children Under 18 (20.85%) Youth 18-24 (6.31%)

Male (61.85%) Female (37.95%)

Transgender (0.20%)


Veterans



Chronically Homeless



Unaccompanied Youth



Unsheltered, Single Women



\*Unaccompanied by other adults or children